



IMAGINE MATH PARENT PORTAL

Navigation

imagine
Math: Grades 3-8

The Imagine Math Parent Portal allows you to monitor your student's usage and progress in Imagine Math. You will have access to progress reports and assigned lessons, so you can stay involved with your student's Imagine Math journey and provide encouragement where needed.

1 HOME

The **Home** page is the default screen upon initial log in. You will see your student's name and username, as well as many other options discussed below. You do not have the option to change the student's username or password.

2 OVERVIEW REPORT

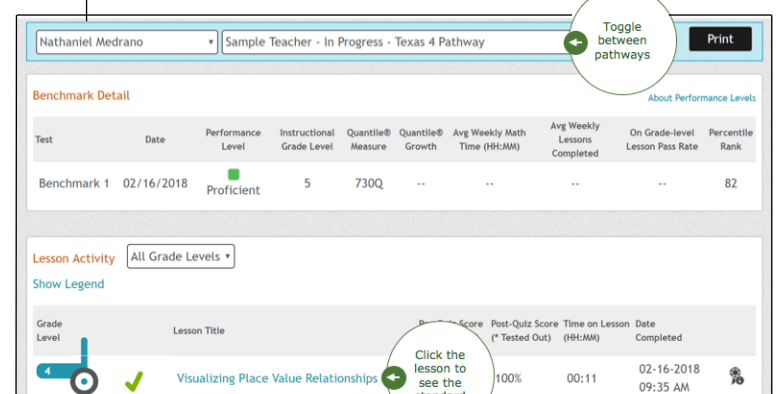
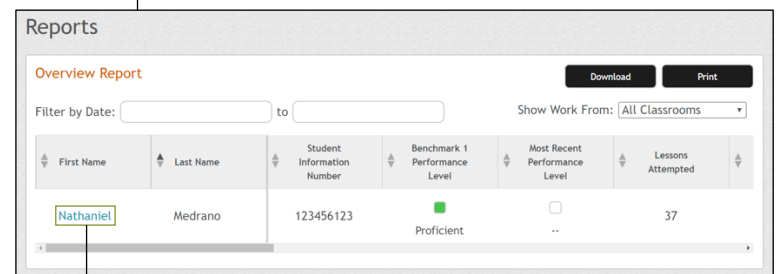
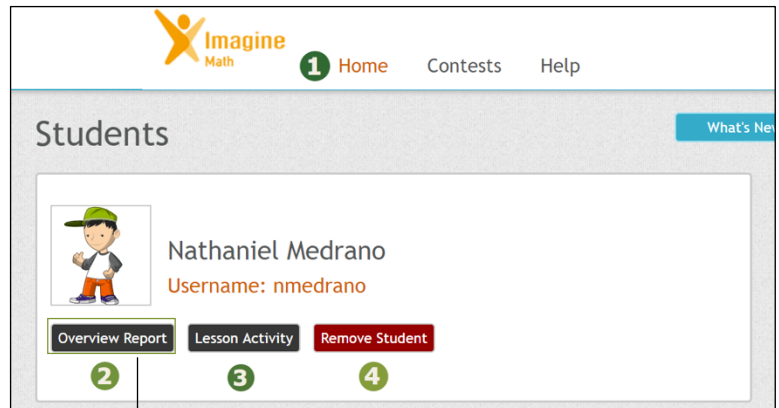
The **Overview Report** button will show how your student is performing overall. You will have access to benchmark performance level, lessons attempted, lessons passed, pass rates, problems attempted, math helps, live helps, and time on the program.

3 LESSON ACTIVITY

The **Lesson Activity** button will send you to the student progress report. (You can also get to this page by clicking on the student's name in the overview report.) This is a more detailed account of how your student is performing. You can toggle to their different pathways and if they are struggling in a particular area, you can click on the lesson to see the associated standard. You will see grade level, scores, pass/fail, time, and date per lesson on this report.

4 REMOVE STUDENT

The **Remove Student** button will un-link the student from your parent account. It will not remove the student from Imagine Math.





imagine
Math: Grades 3-8

IMAGINE MATH PARENT PORTAL

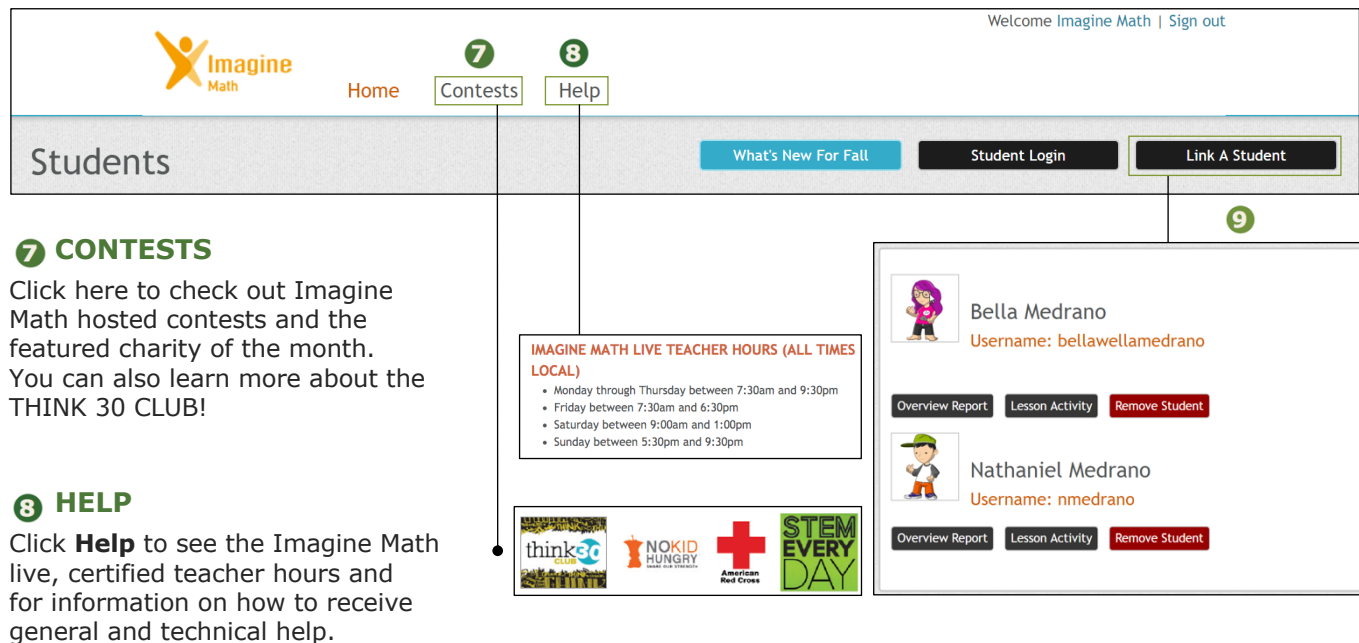
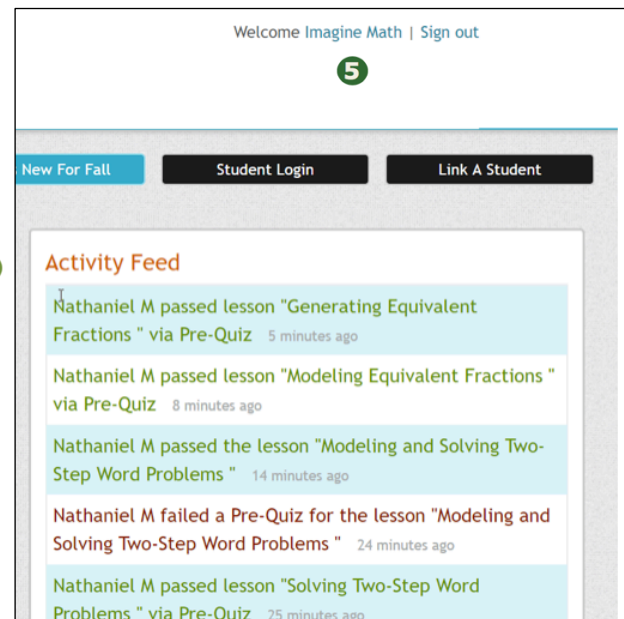
Navigation

5 MANAGE ACCOUNT

Click your hyperlinked name in the upper right-hand corner of the home page to change your parent account email, name, or password.

6 ACTIVITY FEED

The Activity Feed on your home page will show you a time-stamped feed of the lessons and quizzes your student is completing. Keep in mind, it is best not to help students in pre-quizzes and post-quizzes so that Imagine Math can prescribe them the appropriate activities. Pre-quizzes are an opportunity for your child to skip a lesson should they master the content with an 80% or better.



7 CONTESTS

Click here to check out Imagine Math hosted contests and the featured charity of the month. You can also learn more about the THINK 30 CLUB!

8 HELP

Click **Help** to see the Imagine Math live, certified teacher hours and for information on how to receive general and technical help.

9 ADD A STUDENT

Click **Link A Student** to add student(s) to your parent portal.

This will enable you to follow all your students using Imagine Math. You will need their username and password to link them to your parent portal account.