


# Implementation Options

## Customize learning to meet diverse classroom needs


Imagine Español® is a complete K-5 SLA solution that provides authentic instruction for all students to maximize Spanish language and literacy development in as little as 40 minutes per week. With various online and offline resources, the adaptive program supports a range of implementation models to meet your needs.

### Scheduled Class Time

Students use the program during designated times, with each student working on personalized content based on their individual learning sequence. Headphones are recommended.




**In-Class Model**  
Divide students into groups — some work independently in Imagine Español while others receive direct instruction.



**Whole-Class Model**  
Use 1:1 devices or a computer lab so all students can work on their individualized path during class.

### Flexible Learning Time

Students engage with Imagine Español outside of class for extra learning opportunities.




**Homework/At-Home Practice**  
Assign Imagine Español work outside of class time.



**Independent Study**  
Allow students to work independently during study periods or free time.



**After-School Program**  
Incorporate Imagine Español into extended learning programs.



**Tutoring or 1:1 Instruction**  
Use Imagine Español for remediation, practice, or enrichment during tutoring or one-on-one time.

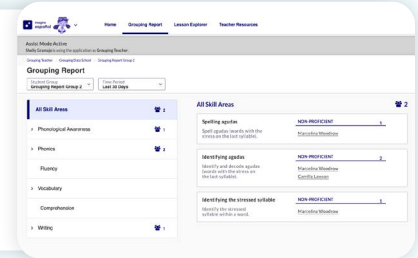
Imagine Español Usage Recommendations			
	Grades K:	Grades 1-2:	Grades 3-5:
Time per Session	15 minutes	20 minutes	25 minutes
Sessions per Week	2		
Year-End Total: Hours	20 hours per student		
Year-End Total: Lessons	20 lessons passed per student		

# Offline Resources for Flexible Implementation

In addition to the adaptive student program, classroom educators have access to thousands of printable resources for individual, small-group, and whole-group teaching and reteaching opportunities.

## GROUPING SUPPORT

The Grouping report shows teachers and administrators which students need additional assistance in key skill areas, as indicated by students' performance on their lessons. The Grouping report **forms intervention groups for you** so that you can reteach the applicable concepts to students in offline sessions.



## RETEACHING LESSON PLANS

Imagine Español includes offline reteaching lesson plans for reading comprehension and grammar skills. These lesson plans target specific skills such as syllables and accents. Each reteaching lesson plan includes a list of materials (including printouts such as graphic organizers) and preparation tasks, as well as a scripted lesson plan.

### Palabras graves o llanas lección 2 Lecciones de refuerzo

**Objetivo de aprendizaje:** Comprender las reglas de acentuación de las palabras graves e identificarlas.  
**Objetivo de lenguaje:** Identificar las normas básicas de acentuación en palabras graves.  
**Tiempo aproximado:** 20-30 minutos

#### Visstazo a la lección

El maestro explica que hay 2 conceptos importantes para esta lección: la sílaba y la clasificación de las palabras de acuerdo a la sílaba con énfasis.

En esta lección el enfoque son las palabras graves o llanas. Los estudiantes practican con el maestro algunas palabras, las cuales dividen en sílabas.

Después, el maestro repasa las reglas de acentuación de las palabras graves. Los alumnos practican palabras graves, con y sin acento.

#### Enseñar y demostrar

Diga: ¿Recuerdan cómo se llama esa línea inclinada que va por encima de algunas letras? Correcto, esa línea se llama acento o tilde y la usamos para indicar cuál es la sílaba que suena más fuerte, o sílaba tónica, y para diferenciar dos palabras cuando se escriben igual.

Recuerden que el acento siempre irá arriba de una vocal (a, e, i, o, u).

Lo primero que debemos hacer es separar las palabras en sílabas. Por ejemplo: la palabra árbol. Sepáramos en sílabas: ár-bol. La palabra árbol tiene 2 sílabas.

¿Cuál sílaba pronunciamos con más fuerza?

Cuando pronunciamos la penúltima sílaba de una palabra con más fuerza, decimos que es una

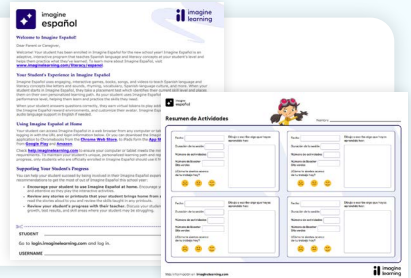
## CLASSROOM PRINTOUTS

Printouts reinforce and extend the skills that students learn in Imagine Español. They help build automaticity and allow students to demonstrate the skills they are learning in Imagine Español interactive lessons. Offline materials such as reteaching lesson plans, printable reading comprehension resources, and extended vocabulary practice to provide timely and targeted instruction.



## HOME CONNECTION RESOURCES

These resources help you connect to students' home life and include caregiver letters, achievement certificates, and progress trackers that you can use to inform parents and caregivers about the Imagine Español program. These materials are available in English and Spanish.



Learn more about how Imagine Español delivers a culturally rich and engaging learning experience at [imaginelearning.com/espanol](https://imaginelearning.com/espanol)